



Bimecc®

w h e e l
a c c e s s o r i e s

Bimecc®

Bimecc Engineering, leader in Europe in manufacturing fastening solutions and accessories for car alloy wheels, presents its new technical and application catalogue, featuring a full range of well established as well as new products to the current range.

In an ever-growing competitive market, Bimecc continues to manufacture in Italy its products to the highest possible standards and strives to exceed customer expectations regarding quality and delivery service.

To guarantee the best service in North Europe and in Usa, Bimecc has established two warehouses: the first based in Hertfordshire UK, the second in California USA.

OUR MISSION

“Providing fastening solutions and accessories for auto wheels”

To be an excellent supplier, with above average development and maintenance ideals specializing in state-of-the art wheel accessories.

We shall strive to excel in services rendered to our customers by consistently delivering the highest quality product and services on schedule.

OUR VISION

A wrong fitting of a car alloy wheel might be a safety problem. Bimecc knows how to solve it”

CUSTOMIZATION

Besides to personalized labeling and packaging, Bimecc with its flexible manufacturing capabilities offers to the customer a product customization service also.

In short time, starting from our standard range of products we can reduce the length of a thread or the outside diameter of a cylindrical head bolt as well reduce the cone of a conic nut.

We can also produce car wheel fasteners by customer drawing.




.....FOR THOSE WHO DEMAND EXCELLENCE....



PRODUCTION LINES



WAREHOUSE



WAREHOUSE


R&D

Bimecc is characterized by a strong rush towards innovation, and by the considerable investments devoted to Research and Development. Bimecc employs 3 CAD/CAM stations to develop its products. This guarantees repeatability and short development time from concept to final approval. Our machinery division employs the aid of the most advanced computerized systems and is completely automated to achieve the highest production at the lowest cost. Our high-precision production processes ensure that our products are well fitted for automated assembly lines.

Bimecc R&D and engineering teams are ready to work with you to ensure that all your specifications are met.

QUALITY

With total customer satisfaction as our quality policy objective, we have well-defined and documented quality standards and procedures that have been laid down for project management. The entire Quality System monitors customer relationships and human resources management. During each phase of the manufacturing process, there are controls in place for quality inspections. On going dimensional tests, corrosion tests, and torque & tension tests guarantee the respect of our high quality target.



Cross section analysis on chrome plating coating

QUALITY ACCREDITATION

In 1996 Bimecc achieved ISO9001 quality system certification and in 2000 the QS-9000 quality system certification.

Bimecc is certified to ISO/TS 16949 and ISO 9001 by TÜV.



.....ACCESSORIES FOR ALLOY WHEELS....

PACKAGING

Bimecc offers a wide range of packaging. BIMECC can save our customers time and money by custom packaging and labelling its parts to fit your needs. For requirements ranging from boxing parts to custom labelling, our Custom Packaging Department can help. The Custom Packaging Department provides two primary services. One service offers the option of packaging product to meet the specific needs of the customer. We can package specific parts with specific quantities in a variety of boxes or bags. We can also custom label these packages with information relating to the product. The other service provided by Custom Packaging is maintaining sufficient inventory quantities of the parts offered in our catalogue in bulk version.

Bulk packaging



Bulk packaging

Wheel set packagings

We can offer you:
 Wheel set packaging with customized labels
 Plastic bags

TYPE	SIZE	CONTENT
Bulk packaging	285x190x160	200 to 500 nuts 150 to 300 bolts
	265x140x76	100 pcs
	198x103x53	50 pcs
Wheel set	156x114x68	16 or 20 nuts/bolts in plastic bag with or without hubcentric rings and valve stems
Plastic bags	as required	5 or more pcs



Plastic bags



LUG NUTS

Cone seat 60°	8-13
Ball seat	14
Flat seat	13 & 15
Aluminum racing	16
Wheel lock kits	17
Tuner & adaptors	18-19

LUG BOLTS

Cone seat 60°	20-25
Ball seat	26-28
Tuner & adaptors	28-29
Wheel lock kits	30

LUG WRENCH & ADAPTORS

adaptors	31
wheel brace	31

PCD VARIATIONS NUTS-BOLTS

Cone seat 60°	32-33
---------------	-------

HUB STUDS

33

TITANIUM

34

STAINLESS STEEL

35

AESTHETIC STUDS

for modular wheels look 36

MODULAR WHEELS

Chrome steel	37
Titanium	37
Stainless steel	37

VALVE STEMS

Low & Std. profile	38
--------------------	----

STEEL INSERTS

for Wheels	38
------------	----

HUB CENTRIC WHEEL SPACERS

39

HUB CENTRIC RINGS

40-41

PLASTIC COVER CAPS

for nuts & bolts	42
------------------	----

NEWS

Black Items

QUALITY ACCREDITATION

In 1996 Bimecc achieved ISO9001 quality system certification and in 2000 the QS-9000 quality system certification. Bimecc is certified to ISO/TS 16949 and ISO 9001 by TÜV.



Spline Wheel Stud

QUALITY ACCREDITATION

In 1996 Bimecc achieved ISO9001 quality system certification and in 2000 the QS-9000 quality system certification. Bimecc is certified to ISO/TS 16949 and ISO 9001 by TÜV.



cone seat 60°

17 mm HEX




CLOSED LUG NUTS CONE SEAT 17mm HEX	
THREAD SIZE	PART #
M12x1,5	D90
M12x1,25	D91
M12x1,75	D94
M14x1,5	enquire
M14x2	enquire
3/8 UNF	enquire
7/16 UNF	D93
1/2 UNF	D92
9/16 UNF	enquire

OPEN LUG NUTS CONE SEAT 17mm HEX	
THREAD SIZE	PART #
M12x1,5	D95
M12x1,25	D96
M12x1,75	D99
M14x1,5	D95D
M14x2	enquire
3/8 UNF	enquire
7/16 UNF	D98
1/2 UNF	D97
9/16 UNF	enquire

cone seat 60°

19 mm (3/4") HEX



CLOSED LUG NUT-CONE SEAT 19mm HEX	
THREAD SIZE	PART #
M12X1,5	D6
M12X1,25	D2
M12X1,75	D675
M14X1,5	D13
M14X2	D13X2
3/8 UNF	D638
7/16 UNF	D16
1/2 UNF	D10
9/16 UNF	D6H

THREAD SIZE	PART #
M12X1,5	D1
M12X1,25	D3
M12X1,75	D175
M14X1,5	D5
M14X2	D5X2
3/8 UNF	enquire
7/16 UNF	D7
1/2 UNF	D4
9/16 UNF	enquire


.....FOR THOSE WHO DEMAND THE EXCELLENCE....

LUG NUTS

cone seat 60°

19 mm (3/4") HEX

Lifetime Warranty
RUST PROOF STAINLESS STEEL CAP




CLOSED LUG NUT-CONE SEAT 19mm HEX W/ STAINLESS STEEL CAP	
THREAD SIZE	PART #
M12X1,5	D30
M12X1,25	D31
M12X1,75	D35
M14X1,5	D32
M14X2	enquire
3/8 UNF	enquire
7/16 UNF	D34
1/2 UNF	D33
9/16 UNF	enquire

cone seat 60°

19 mm (3/4") HEX


Short Head nuts



OPEN LUG NUTS CONE SEAT 19mm HEX					
THREAD SIZE	PART #	THREAD SIZE	PART #	THREAD SIZE	PART #
M12X1,5	D60F	M12X1,5	D60	M12X1,5	D14
M12X1,25	enquire	M12X1,25	D61	M12X1,25	D23
M12X1,75	enquire	M12X1,75	D65	M12X1,75	D1475
M14X1,5	enquire	M14X1,5	D62	M14X1,5	D17
M14X2	enquire	M14X2	enquire	M14X2	D17X2
3/8 UNF	enquire	3/8 UNF	enquire	3/8 UNF	enquire
7/16 UNF	enquire	7/16 UNF	D64	7/16 UNF	D14U16
1/2 UNF	enquire	1/2 UNF	D63	1/2 UNF	D22
9/16 UNF	enquire	9/16 UNF	enquire	9/16 UNF	enquire

cone seat 60°

19 mm (3/4") HEX



OFF ROAD LUG NUTS CONE SEAT 19mm W/SHANK

THREAD SIZE	PART #	THREAD SIZE	PART #	THREAD SIZE	PART #	THREAD SIZE	PART #
M12X1,5	D40	M12X1,5	D100	M12X1,5	D80	M12X1,5	D85
M12X1,25	D41	M12X1,25	D101	M12X1,25	D81	M12X1,25	D86
M12X1,75	D45	M12X1,75	enquire	M12X1,75	D83	M12X1,75	D88
M14X1,5	D42	M14X1,5	D102	M14X1,5	D84	M14X1,5	D89
M14X2	enquire	M14X2	enquire	M14X2	enquire	M14X2	enquire
3/8 UNF	enquire	3/8 UNF	enquire	3/8 UNF	enquire	3/8 UNF	enquire
7/16 UNF	D44	7/16 UNF	enquire	7/16 UNF	D80U16	7/16 UNF	enquire
1/2 UNF	D43	1/2 UNF	D103	1/2 UNF	D82	1/2 UNF	D87
9/16 UNF	enquire	9/16 UNF	enquire	9/16 UNF	enquire	9/16 UNF	enquire

cone seat 60°

19 mm (3/4") HEX



OPEN OFF ROAD LUG NUTS CONE SEAT 19mm W/SHANK

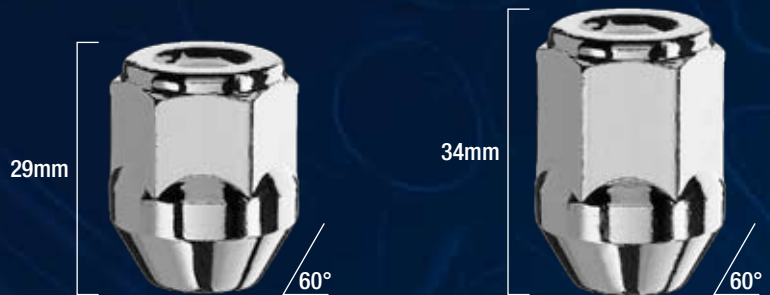

THREAD SIZE	PART #
M12X1,5	D110
M12X1,25	D111
M12X1,75	enquire
M14X1,5	D113
M14X2	D114
3/8 UNF	enquire
7/16 UNF	enquire
1/2 UNF	D112
9/16 UNF	D115

.....FOR THOSE WHO DEMAND THE EXCELLENCE....

LUG NUTS

cone seat 60°

21 mm (13/16") HEX



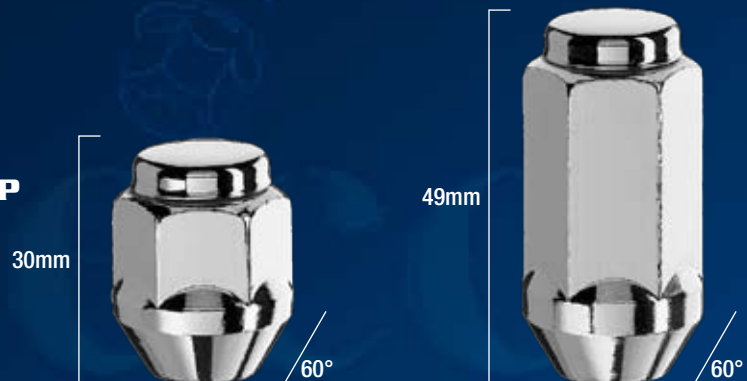
CLOSED LUG NUTS CONE SEAT 21mm HEX

THREAD SIZE	PART #	THREAD SIZE	PART #
M12X1,5	D26	M12X1,5	D8
M12X1,25	D26B	M12X1,25	D9
M12X1,75	enquire	M12X1,75	D875
M14X1,5	enquire	M14X1,5	D8D
M14X2	enquire	M14X2	D8DX2
3/8 UNF	enquire	3/8 UNF	enquire
7/16 UNF	enquire	7/16 UNF	D8U16
1/2 UNF	enquire	1/2 UNF	D15
9/16 UNF	enquire	9/16 UNF	enquire

cone seat 60°

21 mm (13/16") HEX

Lifetime Warranty
RUST PROOF STAINLESS STEEL CAP



CLOSED LUG NUTS CONE SEAT 21mm HEX WITH STAINLES STEEL CAP

THREAD SIZE	PART #	THREAD SIZE	PART #
M12X1,5	D50	M12X1,5	D29
M12X1,25	D51	M12X1,25	D29B
M12X1,75	enquire	M12X1,75	D2975
M14X1,5	enquire	M14X1,5	D29D
M14X2	enquire	M14X2	D29X2
3/8 UNF	enquire	3/8 UNF	enquire
7/16 UNF	enquire	7/16 UNF	D29U16
1/2 UNF	enquire	1/2 UNF	D29U2
9/16 UNF	enquire	9/16 UNF	D29G

cone seat 60°

21 mm (13/16") HEX

IDEAL FOR UNDER CAP FITMENT



OPEN LUG NUTS CONE SEAT 21mm HEX

THREAD SIZE	PART #	THREAD SIZE	PART #
M12x1,5	DMTSB	M12x1,5	D21
M12x1,25	DNIS	M12x1,25	D24
M12x1,75	enquire	M12x1,75	D2175
M14x1,5	enquire	M14x1,5	D21D
M14x2	enquire	M14x2	D21DX2
3/8 UNF	enquire	3/8 UNF	enquire
7/16 UNF	enquire	7/16 UNF	D21U16
1/2 UNF	enquire	1/2 UNF	D21U2
9/16 UNF	enquire	9/16 UNF	enquire

cone seat 60°

21 mm (13/16") HEX


cone seat 60°

22 mm (7/8") HEX



**OFF ROAD LUG NUTS CONE SEAT
21mm HEX W/SHANK**

THREAD SIZE	PART #
M12x1,5	D70
M12x1,25	D71
M12x1,75	D75
M14x1,5	enquire
M14x2	enquire
3/8 UNF	enquire
7/16 UNF	D74
1/2 UNF	D73
9/16 UNF	enquire



**OPEN LUG NUTS CONE SEAT
22mm HEX**

THREAD SIZE	PART #
M12x1,5	enquire
M12x1,25	enquire
M12x1,75	enquire
M14x1,5	D18D
M14x2	D18X2
3/8 UNF	enquire
7/16 UNF	enquire
1/2 UNF	D18
9/16 UNF	enquire

.....FOR THOSE WHO DEMAND THE EXCELLENCE....

LUG NUTS

cone seat 60°

22 mm (7/8") HEX

Lifetime Warranty
RUST PROOF STAINLESS STEEL CAP

CLOSED LUG NUTS CONE SEAT 22mm HEX W/STAINLESS STEEL CAP	
THREAD SIZE	PART #
M12x1,5	enquire
M12x1,25	enquire
M12x1,75	enquire
M14x1,5	DC22D60
M14x2	DC22D14X2
3/8 UNF	enquire
7/16 UNF	enquire
1/2 UNF	enquire
9/16 UNF	DC22G60



CLOSED LUG NUTS CONE SEAT 22mm HEX W/STAINLESS STEEL CAP	
THREAD SIZE	PART #
M12x1,5	enquire
M12x1,25	enquire
M12x1,75	enquire
M14x1,5	enquire
M14x2	enquire
3/8 UNF	enquire
7/16 UNF	enquire
1/2 UNF	enquire
9/16 UNF	DC22G75

flat seat

22 mm (7/8") & 27 mm HEX



RANGE ROVER



OFF ROAD LUG NUTS FLAT SEAT W/WASHER			OFF ROAD LUG NUTS FLAT SEAT W/WASHER			OFF ROAD LUG NUTS FLAT SEAT W/WASHER		
THREAD SIZE	HEX	PART #	THREAD SIZE	HEX	PART #	THREAD SIZE	HEX	PART #
M14X1,5 Range Rover MY 2002-2005	22	DRR1	M16X1,5 Range Rover MY 1993-2002 Discovery 1993 -2004	27	DRR	M14X1,5 New Range Rover 2006 Inc. Sport & Storm	22	DRR3
			M14X1,5 Range Rover up to 1993 Discovery 1993 -1998 - Defender 90-110	27	DRR2			

ball seat 17 mm HEX




OPEN LUG NUTS BALL SEAT 17mm HEX (RADIUS 12mm)	
THREAD SIZE	PART #
M12x1,5	D95R
M12x1,25	enquire
M12x1,75	enquire
M14x1,5	D95RD
M14x2	D95RX2
3/8 UNF	enquire
7/16 UNF	enquire
1/2 UNF	enquire
9/16 UNF	enquire

ball seat 19 mm (3/4") HEX



OPEN LUG NUTS BALL SEAT 19mm HEX (RADIUS 12mm)	
THREAD SIZE	PART #
M12x1,5	D14R
M12x1,25	enquire
M12x1,75	enquire
M14x1,5	enquire
M14x2	enquire
3/8 UNF	enquire
7/16 UNF	enquire
1/2 UNF	enquire
9/16 UNF	enquire



OPEN LUG NUTS BALL SEAT 19mm HEX (RADIUS 14mm)	
THREAD SIZE	PART #
M12x1,5	enquire
M12x1,25	enquire
M12x1,75	enquire
M14x1,5	D17R
M14x2	enquire
3/8 UNF	enquire
7/16 UNF	enquire
1/2 UNF	enquire
9/16 UNF	enquire


ball seat

19 mm (3/4") HEX

Lifetime Warranty
RUST PROOF STAINLESS STEEL CAP



M12x1.5
for **HONDA**
Application



CLOSED LUG NUTS BALL SEAT 19mm HEX W/STAINLESS STEEL CAP (RADIUS 12mm)	
THREAD SIZE	PART #
M12x1,5	D30R
M12x1,25	D31R
M12x1,75	D35R
M14x1,5	D32R
M14x2	enquire
3/8 UNF	enquire
7/16 UNF	D34R
1/2 UNF	D33R
9/16 UNF	enquire

.....FOR THOSE WHO DEMAND THE EXCELLENCE....

LUG NUTS

flat seat
19 mm (3/4") HEX



OPEN L\ NUT W/FLAT SEAT 19mm HEX	
THREAD SIZE	PART #
M12x1,5	DR/1P
M12x1,25	DR/2P
M12x1,75	enquire
M14x1,5	enquire
M14x2	enquire
3/8 UNF	enquire
7/16 UNF	enquire
1/2 UNF	enquire
9/16 UNF	enquire

flat seat **21 mm (13/16") & 22 mm HEX**

FOR TOYOTA APPLICATION

- LAND CRUISER 100
- THUNDRA
- LX470

**22 mm
HEX**



LUG NUTS FLAT SEAT W/WASHER 21 mm HEX						22 mm HEX	
THREAD SIZE	PART #	THREAD SIZE	PART #	THREAD SIZE	PART #	THREAD SIZE	PART #
M12x1,5	DTOY01	M12x1,5	DTOY02	M12x1,5	DTOY03	M12x1,5	enquire
M12x1,25	DNIS02	M12x1,25	enquire	M12x1,25	enquire	M12x1,25	enquire
M12x1,75	enquire	M12x1,75	enquire	M12x1,75	enquire	M12x1,75	enquire
M14x1,5	enquire	M14x1,5	enquire	M14x1,5	DTOY03D	M14x1,5	DTOY04
M14x2	enquire	M14x2	enquire	M14x2	enquire	M14x2	enquire
3/8 UNF	enquire	3/8 UNF	enquire	3/8 UNF	enquire	3/8 UNF	enquire
7/16 UNF	enquire	7/16 UNF	enquire	7/16 UNF	enquire	7/16 UNF	enquire
1/2 UNF	enquire	1/2 UNF	enquire	1/2 UNF	enquire	1/2 UNF	enquire
9/16 UNF	enquire	9/16 UNF	enquire	9/16 UNF	enquire	9/16 UNF	enquire

Bimecc®

aluminum racing 17 mm & 19 mm (3/4") HEX

70% WEIGHT SAVING



RACING ALUMINUM LUG NUTS BALL SEAT 19mm HEX	
THREAD SIZE	PART #
M12x1,5	enquire
M12x1,25	enquire
M12x1,75	enquire
M14x1,5	DPORSCHE01
M14x2	enquire
3/8 UNF	enquire
7/16 UNF	enquire
1/2 UNF	enquire
9/16 UNF	enquire

**FOR PORSCHE
APPLICATION**

RACING ALUMINUM LUG NUTS C\I ONE SEAT 17mm HEX	
THREAD SIZE	PART #
M12x1,5	3028-99-1
M12x1,25	3028-99-1B
M12x1,75	enquire
M14x1,5	enquire
M14x2	enquire
3/8 UNF	enquire
7/16 UNF	enquire
1/2 UNF	enquire
9/16 UNF	enquire

ONLY 18.7 GRAMS

All logos are Registered Trademark of respective owners.

ONLY 18.5 GRAMS

HAVE IT PERSONALIZED!
engrave your logo by laser!



.....FOR THOSE WHO DEMAND THE EXCELLENCE....

LUG NUTS

Wheel lock kits



OPEN WHEEL LOCK NUTS

THREAD SIZE	HEX ADAPTOR	PART #
M12X1,5	19/21	UMO115
M12X1,25	19/21	UMO215
M12X1,75		enquire
M14X1,5	19/21	UMO415
M14X2		enquire
3/8 UNF		enquire
7/16 UNF		enquire
1/2 UNF	19/21	UMO012
9/16 UNF		enquire

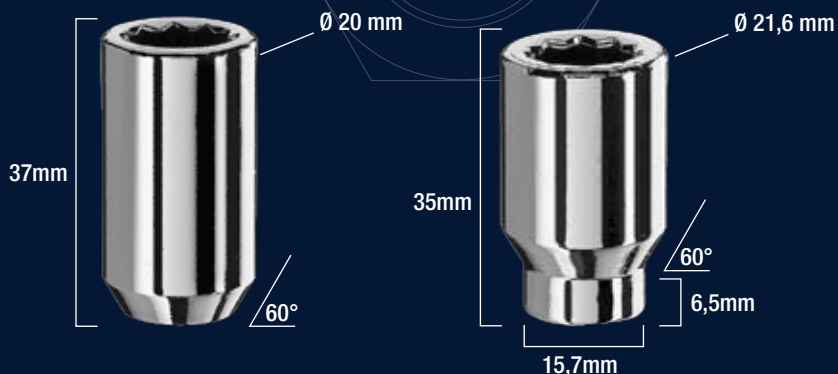
CLOSED WHEEL LOCK NUTS

THREAD SIZE	HEX ADAPTOR	PART #
M12X1,5	19/21	UM115
M12X1,25	19/21	UM215
M12X1,75		enquire
M14X1,5	19/21	UM415
M14X2		enquire
3/8 UNF		enquire
7/16 UNF		enquire
1/2 UNF	19/21	UM012
9/16 UNF		enquire

- WHEEL LOCKS SET
4 PCS IN CLAMSHELL



Tuner Nuts 20 & 21,6 mm Outside Diameter



TUNER LUG NUTS CONE SEAT 20mm OD	
THREAD SIZE	PART #
M12X1,5	DST20A
M12X1,25	DST20B
M12X1,75	DST20G
M14X1,5	DST20D
M14X2	DST20DX2
3/8 UNF	enquire
7/16 UNF	enquire
1/2 UNF	DST20E
9/16 UNF	enquire

TUNER LUG NUTS CONE SEAT 21,6mm OD W/SHANK	
THREAD SIZE	PART #
M12X1,5	DSTC20A
M12X1,25	DSTC20B
M12X1,75	enquire
M14X1,5	DSTC20D
M14X2	DSTC20DX2
3/8 UNF	enquire
7/16 UNF	enquire
1/2 UNF	DSTC20E
9/16 UNF	enquire

Tuner Nuts 23 mm Outside Diameter



TUNER LUG NUTS CONE SEAT 23mm OD			
THREAD SIZE	PART #	THREAD SIZE	PART #
M12X1,5	DSTA	M12X1,5	DSTA45
M12X1,25	DSTB	M12X1,25	DSTB45
M12X1,75	DSTG	M12X1,75	DSTG45
M14X1,5	DSTD	M14X1,5	DSTD45
M14X2	enquire	M14X2	DSTD45X2
3/8 UNF	enquire	3/8 UNF	enquire
7/16 UNF	DSTF	7/16 UNF	DSTF45
1/2 UNF	DSTE	1/2 UNF	DSTE45
9/16 UNF	DSTH	9/16 UNF	DSTH45

.....FOR THOSE WHO DEMAND THE EXCELLENCE....

LUG NUTS


Tuner lug nuts adaptors



HEX1	HEX2	L	PART #
17	19	39	BRST1719



HEX	L	PART #
17	70	CSTL17
17	116	CSTL17/116
19	70	CSTL19
21	70	CSTL21



HEX	L	PART #
17	30	CST17
19	30	CST19
21	30	CST21



cone seat 60°

17 mm HEX - M12x1,5



**LUG BOLTS M12x1,5 CONE SEAT
17mm HEX**

S	L	PART #
21	46.5	C17A21
22	47.5	LC17A22F
24	49	B27
26	51.5	B12
28	53.5	C17A28
30	55.5	B30
32	57.5	C17A32
35	60.5	C17A35
37	62.5	C17A42/37
39	64	B34
42	67.5	C17A42
43	68.5	C17A43
45	70.5	C17A45
47	72	C17A50/47
50	75	C17A50
60	85	C17A60



**LUG BOLTS M12x1,5 CONE SEAT
17mm HEX FOR STEEL WHEELS**

S	L	PART #
22	47,5	LC17A22F

LUG BOLTS

cone seat 60°

17 mm HEX - M12x1,25




LUG BOLTS M12x1,25 CONE SEAT 17mm HEX		
S	L	PART #
24	48,5	C17B24
26	50	C17B26
28	52	C17B28
30	54	C17B30
32	56	C17B34/32
34	58	C17B34
36	60	C17B36
39	64	C17B50/39
42	67	C17B50/42
45	70	C17B50/45
46	71	C17B50/46
50	75	C17B50
55	80	C17B60/55
60	85	C17B60

cone seat 60°

17 mm HEX - M14x1,5

**FOR BMW
APPLICATION**



LUG BOLTS M14x1,5 CONE SEAT 17mm HEX		
S	L	PART #
20	43.5	B46/20
25	48.5	B46
27	51	C17D27
28	52	B13
30	53.5	C17D30
33	56	B42
35	58	C17D35
38	62	C17D40/38
40	63,5	C17D40
43	67	C17D45/43
45	69	C17D45
47	71	C17D50/47
50	74	C17D50
55	79	C17D60/55
60	84	C17D60

**LUG BOLTS M14x1,5 CONE
SEAT 17mm HEX W/WASHER**

S	L	PART #
32	58	C17D31F-MW

cone seat 60°

17 mm HEX - SHORT HEAD

Ideal for under cap and wheel spacer application



- The right choice to fix wheel spacers to the hub
- **only 7 mm head height!**



SHORT HEAD LUG BOLTS M12x1,5 CONE SEAT 17mm HEX		
S	L	PART #
19	35	C17A19TB
21	37,5	C17A21TB
21	37,5	C17A21TBEI
26	42,5	C17A26TB
26	42,5	C17A26TBEI

SHORT HEAD LUG BOLTS M12x1,25 CONE SEAT 17mm HEX		
S	L	PART #
22	41	C17B22TB



SHORT HEAD LUG BOLTS M14x1,5 CONE SEAT 17mm HEX		
S	L	PART #
19	35,5	C17D19TB
21	37,5	C17D21TB
24	40,5	C17D24TBEI
26	42,5	C17D26TB

SHORT HEAD LUG BOLTS M12x1,75 CONE SEAT 17mm HEX		
S	L	PART #
21	37,5	C17G21TB
26	42,5	C17G26TB



LUG BOLTS

**cone seat 60°
17 mm HEX - M14x1,25**




**FOR OEM
MINI
APPLICATION**

**LUG BOLTS M14x1,25 CONE SEAT
17mm HEX**

S	L	PART #
27	48,5	C17F27PI


**cone seat 60°
17 mm HEX - M12x1,5**



**Long head LUG BOLTS M12x1,5
CONE SEAT 17mm HEX**


L	PART #
67	BM67
78	BM78

cone seat 60° 17 mm HEX M14x1,25



**TUNER LUG BOLTS M14x1,25
CONE SEAT 20mm OD**

S	L	PART #
27	52	VST20F27
50	74	VST20F50



**LUG BOLTS M14x1,25 CONE SEAT
17mm HEX**

S	L	PART #
27,6	51	C17F27
33	56,5	C17F33
38	61,5	C17F50/38
40	63,5	C17F50/40
43	66,5	C17F43
50	73,5	C17F50

cone seat 60°
19 mm (3/4") HEX
M12x1,25




LUG BOLTS M12x1,25 CONE SEAT 19mm HEX		
S	L	PART #
24	49	C19B24
26	51	C19B26
28	53	B14
32	57	B31
36	61	C19B36
39	64	C19B42/39
42	67	C19B42
46	71	C19B46
50	74	C19B50

cone seat 60°
19 mm (3/4") HEX
M12x1,5



LUG BOLTS M12x1,5 CONE SEAT 19mm HEX		
S	L	PART #
24	49	C19A24
26	51	B15

cone seat 60°
19 mm (3/4") HEX
M12x1,75




FOR VOLVO APPLICATION

LUG BOLTS M12x1,75 CONE SEAT 19mm HEX		
S	L	PART #
27	53	VOLVO
35	59,5	C19G35


LUG BOLTS

**cone seat 60° 19 mm
(3/4") HEX M14x1,5**



LUG BOLTS M14x1,5 CONE SEAT 19mm HEX		
S	L	PART #
30	53,5	C19D30
33	56	C19D36/33
34	57	C19D36/34
36	59	C19D36
50	73	C19D50
69	92	C19D69

**cone seat 60° 19 mm
(3/4") HEX M16x1,5**




LUG BOLTS M16x1,5 CONE SEAT 19mm HEX		
S	L	PART #
33	54	2005-02-01

cone seat 60°

19 mm HEX - M14x1,5

WITH MOBILE WASHER




LUG BOLTS M14x1,5 CONE SEAT 19mm HEX		
S	L	PART #
28	57,5	PC19D28-MW
30	59,5	PC19D30-MW
37	66,5	PC19D37-MW
42	71,5	PC19D42-MW
45	74,5	PC19D45-MW
48	77,5	PC19D48-MW
53	82,5	PC19D53-MW
58	87,5	PC19D58-MW



LUG BOLTS M14x1,5 CONE SEAT 19mm HEX W/WASHER Hollow head		
S	L	PART #
31	58	C19D31-MW
34	61	C19D34-MW

ball seat

17 mm HEX - M12x1,5



**LUG BOLTS M12x1,5 BALL SEAT
17mm HEX (radius 12 mm)**

S	L	PART #
21	42,5	LS17A21F
23	42,5	S17A23
26	45,5	S17A26
28	48,5	S17A28
30	50,5	S17A30
32	53,5	S17A32
35	57,5	S17A35
40	60,5	S17A40
45	65	S17A45
50	72,5	S17A50
55	77,5	S17A55
60	81	S17A60

**LUG BOLTS M12x1,5 BALL SEAT
17mm HEX Hollow head
(radius 12 mm)**

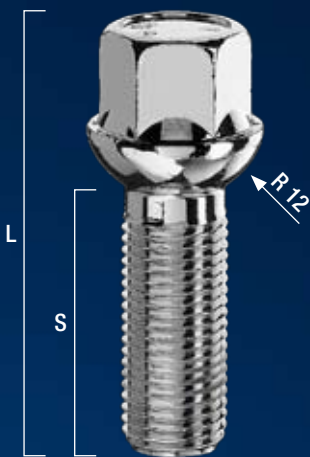
S	L	PART #
21	40	LS17A21F

**LUG BOLTS M12x1,5 BALL SEAT
17mm HEX Hollow head
(radius 13 mm)**

S	L	PART #
25	44,5	LS17A25F



ball seat 17 mm HEX M14x1,5 (radius 12mm)

ball seat 17 mm HEX M14x1,5 (radius 13mm)



**LUG BOLTS M14x1,5 BALL SEAT
17mm HEX
(radius 12 mm)**

S	L	PART #
27	47	S17D27
30	51	S17D30
35	56	S17D35
37	58	S17D40/37
38	59	S17D40/38
40	61	S17D40
45	66	S17D45
47	68	S17D50/47
48	69	S17D50/48
50	71	S17D50
52	73	S17D60/52
55	76	S17D60/55
60	81	S17D60
64	85	S17D64




LUG BOLTS M14x1,5 Hollow head W/WASHER

S	L	PART #	S	L	PART #
27,5	51	LS17D27F-MW	32	55,5	S17D32-MW
			39	63,5	S17D39-MW
			42	65,5	S17D42-MW
			48	71,5	S17D48-MW

LUG BOLTS

ball seat

17 mm HEX - M14x1,5



hollow head bolts



LUG BOLTS M14x1,5 BALL SEAT 17mm HEX (radius 14 mm)		
S	L	PART #
35	54	S17D35R14
40	59	S17D40R14
45	64	S17D45R14


LUG BOLTS M14x1,5 BALL SEAT 17mm HEX Hollow head (radius 12 mm)		
S	L	PART #
25,5	45	LS17D25F

LUG BOLTS M14x1,5 BALL SEAT 17mm HEX Hollow head (radius 13 mm)		
S	L	PART #
27	48	LS17D27F



LUG BOLTS M14x1,5 BALL SEAT 17mm HEX Hollow head (radius 14 mm)		
S	L	PART #
27	48	LS17D27R14

ball seat

19 mm (3/4") HEX - M14x1,5



LUG BOLTS M14x1,5 BALL SEAT 19mm HEX W/SWIVEL WASHER (radius 14 mm)		
S	L	PART #
28	57,5	PS19D28-MW
30	59,5	PS19D30-MW
37	66,5	PS19D37-MW
42	71,5	PS19D42-MW
45	74,5	PS19D45-MW
48	77,5	PS19D48-MW
53	82,5	PS19D53-MW
58	87,5	PS19D58-MW



LUG BOLTS M14x1,5 BALL SEAT 19mm HEX W/SWIVEL WASHER (radius 14 mm)		
S	L	PART #
28	53	LS19D28F-MW
34	59	LS19D34F-MW

LUG BOLTS M14x1,5 BALL SEAT 19mm HEX Hollow head (radius 14 mm)		
S	L	PART #
34	57,5	LS19D34F


Tuner Bolts

20 mm Outside Diameter




**TUNER LUG BOLTS M12x1,5
CONE SEAT 20mm OD**

S	L	PART #
22	48	VST20A22
24	50	VST20A24
26	52	VST20A26
28	54	VST20A28




**TUNER LUG BOLTS M12x1,25
CONE SEAT 20mm OD**

S	L	PART #
24	50	VST20B24
26	52	VST20B28/26
28	54	VST20B28
30	56	VST20B50/30
36	62	VST20B50/36
37	63	VST20B50/37
40	66	VST20B50/40
42	68	VST20B50/42
45	71	VST20B50/45
50	76	VST20B50




**TUNER LUG BOLTS M12x1,75
CONE SEAT 20mm OD**

S	L	PART #
25	51	VST20G30/25
28	54	VST20G28
30	56	VST20G30



**TUNER LUG BOLTS M14x1,25
CONE SEAT 20mm OD**

S	L	PART #
27	52	VST20F27
50	74	VST20F50



**TUNER LUG BOLTS M14x1,5
CONE SEAT 20mm OD**

S	L	PART #
25	50	VST20D28/25
28	53	VST20D28
30	55	VST20D30

LUG BOLTS

Tuner Bolts

23 mm Outside Diameter




TUNER LUG BOLTS M12x1,5 CONE SEAT 23mm OD		
S	L	PART #
22	47,5	VSTA22
24	49,5	VSTA24
26	51,5	VSTA26
28	53,5	VSTA28
30	55,5	VSTA30
32	57,5	VSTA32
40	65,5	VSTA40
42	67,5	VSTA42
52	77,5	VSTA52

TUNER LUG BOLTS M12x1,25 CONE SEAT 23mm OD		
S	L	PART #
22	47,5	VSTB22
24	49,5	VSTB24
26	51,5	VSTB26
28	53,5	VSTB28
30	55,5	VSTB30
32	57,5	VSTB32
40	65,5	VSTB40
42	67,5	VSTB42
50	75,5	VSTB50

TUNER LUG BOLTS M14x1,5 CONE SEAT 23mm OD		
S	L	PART #
28	53,5	VSTD28
30	55,5	VSTD30
33	58,5	VSTD33
40	65,5	VSTD40
45	70,5	VSTD45
50	75,5	VSTD50
55	80,5	VSTD55

TUNER LUG BOLT M14x1,5 BALL SEAT 23MM OD		
S	L	PART #
28	45	VSTD28R14

Tuner lug bolts adaptors



HEX1	HEX2	L	PART #
17	19	39	BRST1719



HEX	L	PART #
17	70	CSTL17
17	116	CSTL17/116
19	70	CSTL19
21	70	CSTL21



HEX	L	PART #
17	30	CST17
19	30	CST19
21	30	CST21

Lock bolts

cone seat 60°



WHEEL LOCKS LUG BOLTS

M12x1,5

SHANK LENGTH	PART #
25	UB125
29	UB130

WHEEL LOCKS LUG BOLTS

M12x1,25

SHANK LENGTH	PART #
27	UB325

WHEEL LOCKS LUG BOLTS

M14x1,5

SHANK LENGTH	PART #
25	UB425
29	UB430
32	UB432
40	UB440


WHEEL LOCKS LUG BOLTS

M14x1,25

SHANK LENGTH	PART #
27	UB527

Lock bolts

ball seat (radius 13mm)



WHEEL LOCKS LUG BOLTS M12X1,5 BALL SEAT

SHANK LENGTH	PART #
27	UBR130

WHEEL LOCKS LUG BOLTS M14X1,5 BALL SEAT

SHANK LENGTH	PART #
27	UBR430

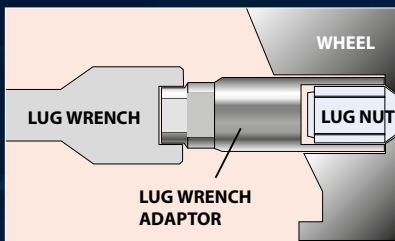
HEX ADAPTOR
17/19

LUG BOLTS

- WHEEL LOCKS SET
4 PCS IN CLAMSHELL



Lug wrench adaptors



HEX1	HEX2	HEX3	LENGTH	D	PART #
17	21	19	45	24	AU1921
17	21	19	75	24	BR17.2119
19	19	17	68	27	BR19.1917
19	21	19	68	27	BR19.2119



wheel brace

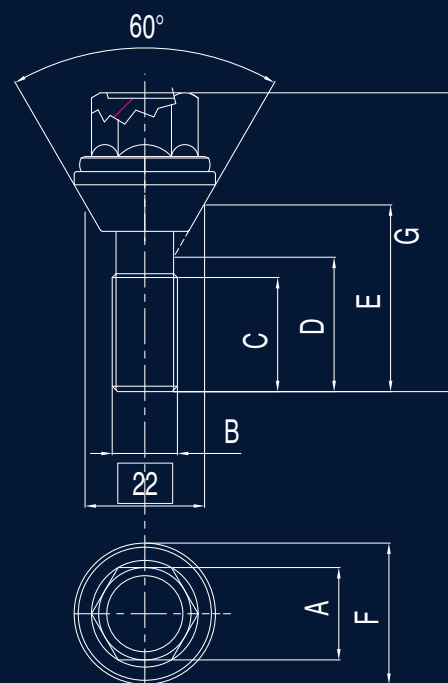


HEX	PART #
19	1510000019.2


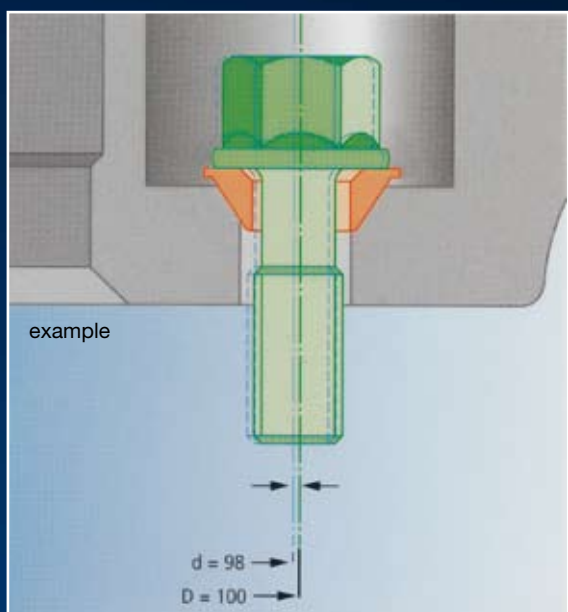
PCD variations Bolts

IMPORTANT
MAXIMUM GUARANTEE
PCD VARIATION ON RADIUS: 1.2mm
(see sketch)

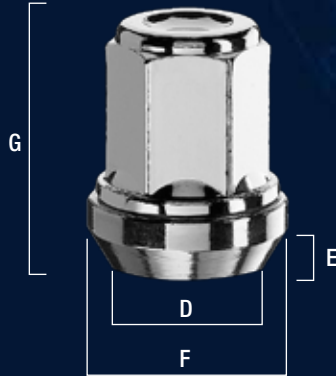
DIMENSIONS OF PCD VARIATION BOLTS HEX 19						
CODE	B	C	D	E	F	G
B39LE	M12x1,25	21	24,5	34,6	26	57
B40LE	M12x1,25	21	29,5	39,6	26	62
DIMENSIONS OF PCD VARIATION BOLTS HEX 17						
CODE	B	C	D	E	F	G
A39LE-22	M12x1,25	18,5	22	32,1	26	54,5
A39LE	M12x1,25	21	24,5	34,6	26	57
B48LE	M12x1,5	21	27	36,5	26	59
B48LE-30	M12x1,5	24	30	39,5	26	62
D39LE	M14x1,5	25	27	35	28	58



With this NEW item you can use one wheel with unified center bore for several applications. This bolt is fitted with a mobile conical washer which keeps the bolts axis perpendicular to the car flange while allowing radial displacement and a consequent PCD variation.



PCD VARIATION Nuts & Bolts - Hub Studs



IMPORTANT

MAXIMUM GUARANTEED PCD VARIATION ON RADIUS: 1.2mm

ATTENTION: Minimum thread engagement 12mm


DIMENSIONS OF PCD VARIATION NUTS HEX 19						
CODE	THREAD	THREAD DEPTH	D	E	F	G
DV6LE	M12x1,5	26	19	4	26	34
DV2LE	M12x1,25	26	19	4	26	34
DV10LE	1/2 UNF	26	19	4	26	34

Spline wheel stud

Hub stud



Please enquire for other sizes



VEHICLE	PART #	A	B	C	D	E
Toyota - Mazda - Hyundai-Mitsubishi	CRP143A42	12x1,5	42	14,3	18	5
Toyota - Mazda - Hyundai-Mitsubishi	CRP143A62	12x1,5	62	14,3	18	5
Honda	CRP124A52	12x1,5	52	12,4	18	5
Honda	CRP124A62	12x1,5	62	12,4	18	5
Ford - Daewoo	CRP130A40	12x1,5	40	13,0	18	5
Ford - Daewoo	CRP130A55	12x1,5	55	13,0	18	5
Ford - Daewoo	CRP130A65	12x1,5	65	13,0	18	5
Subaru - Suzuki - Kia	CRP143B40	12x1,25	40	14,3	18	5
Subaru - Suzuki - Kia	CRP143B62	12x1,25	62	14,3	18	5
Offroads	CRP157E46D20	1/2 UNF	46	15,7	20	5

DF	PART #
M12X1,5	PRA80
M12X1,25	PRB80
M14X1,5	PRD80

Bimecc®

TITANIUM

titanium



50% WEIGHT SAVING

Lifetime Warranty

RUST PROOF



**Enquire for sizes
and quantities**

- **TOP CLASS FINISHING**
- **CUSTOM DESIGNED**
- **ANTI FRICTION COATING**
- **HAVE IT PERSONALIZED WITH YOUR LOGO**

THE FASTEST CARS USE OUR PRODUCTS

0-62 MPH: 3,6 sec

0-124 MPH: 9,8 sec

Top Speed: 215 MPH



.....FASTENING WHEELS IN THE AUTOMOTIVE WORLD...

STAINLESS STEEL NUTS

stainless steel

Lifetime **Warranty**
RUST PROOF

- **Resistant to most common washing acids**
- **Enquire for sizes and quantity**

CUSTOM DESIGNED



- **STAINLESS STEEL RUST PROOF**
- **Resistant to most common washing acids**



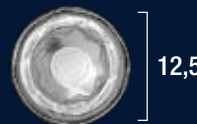
12,5

- Self tapping
- Stainless steel AISI 304



12,5

- Self tapping
- Stainless steel AISI 304



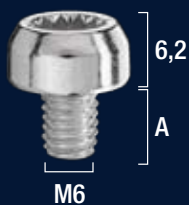
12,5

- Fitting type
- Stainless steel AISI 304



B6

CODE
A195



M6

CODE	A
FV M6x7.5	7,5
FV M6x12	12



7,6

CODE
FV D7x10



10

- Self tapping
- Stainless steel AISI 304
- Torx T25 key



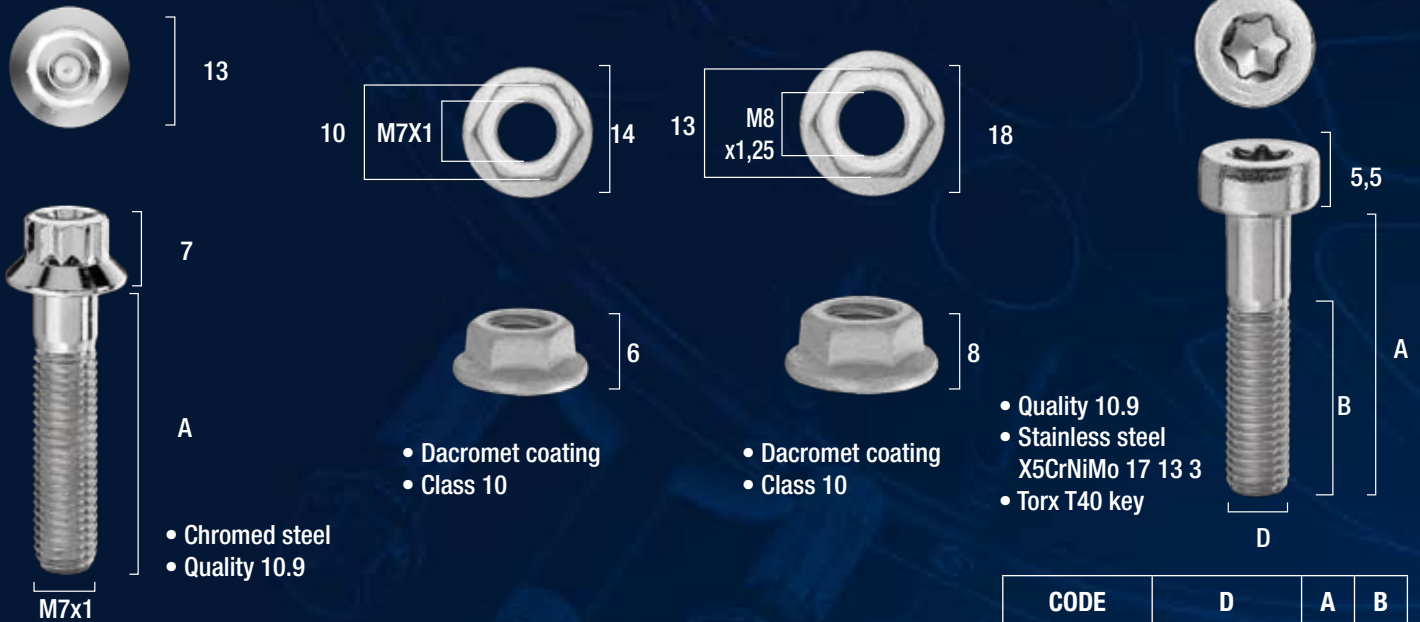
M5

CODE
FV M5x8



.....FOR THOSE WHO DEMAND THE EXCELLENCE....

Modular Wheel Studs and Nuts



CODE	A
M7-1-31-CR	31
M8-1-32-CR	32

CODE
DM7-1

CODE
DM8

CODE	D	A	B
M7-1-21TX	M7X1	21	18
M7-1-25TX	M7X1	25	17
M7-1-32TX	M7X1	32	21
M8-34TX	M8X1,25	34	15

titanium

50% WEIGHT SAVING

Lifetime Warranty

- **Rust Proof**
- **Resistant to most common washing acids**
- **Titanium grade 5**
- **Quality 10.9**



CODE
A180

CODE
014

Valve Stems

• Low profile



CODE
VALVOLA-01



CODE
TR413C



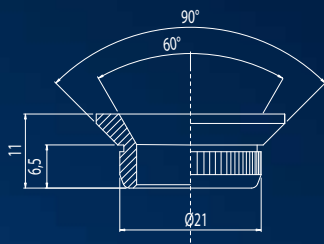
CODE
TR412C



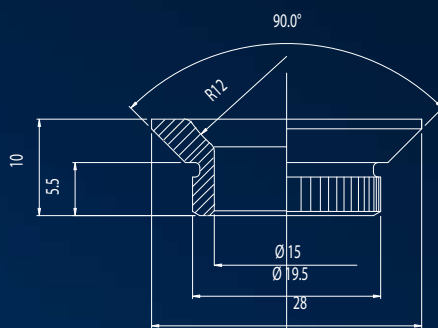
CODE
VALVE-03

Wheel Inserts

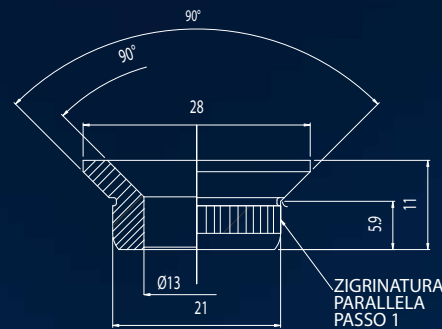
Custom designed
CNC machined or forged steel
Available in Aluminum and Steel



CODE
BM



CODE
BH



CODE
BP

HUB CENTRIC WHEEL SPACERS

Wheel Spacers

available in different sizes for all makes and models
application list available

To give your car the final visual and performance touch, Bimecc has created a complete line of Aluminum hub centric Wheel Spacers. They are designed to quickly and easily adapt your vehicle to a wider and more stable stance. They give your car a more aggressive look, improve handling performance and optimize the lateral stability! They extend wheel width for higher stability and increased safety. You can use wheel spacers to provide your car with an offset not offered by the wheel manufacturer.

40 to 80 mm
track widening



THICK SPACERS
this spacer is fitted to the hub with Bimecc Short Head wheel bolts and carries new threaded steel inserts for the existing wheel bolt

40 to 90 mm
track widening



OFF ROAD TYPE
this spacer is fitted to the hub with Bimecc Short Head nuts and carries new wheel studs for the existing wheel nuts

10 to 40 mm
track widening



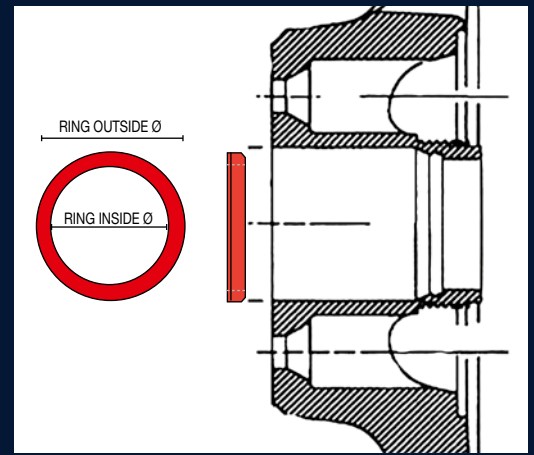
LUG THROUGH TYPE
this spacer is fitted between the wheel and hub, using longer wheel bolts available in our range

- Custom designed
- CNC machined
- Available for most cars
- Suitable for OE or aftermarket wheels
- 4, 5, 6, 8 holes / studs
- diamond cut finishing

BENEFITS OF WHEEL SPACERS:

- Redistributes center of gravity; reduces risk of rollover
- Better traction and cornering
- Vehicle can still use factory rims
- Wider tires can be placed on the factory rims
- Allows better control at greater inclined angles
- Improved appearance!


hub rings



RING INSIDE DIAMETER (mm)	PLASTIC HUBRING				ALUMINUM HUBRING			
	60.1	63.3	63.4	64.0	66.6	67.1	70.0	70.1
52.1	AP601521							
54.1	AP601541	AP633541U	AP634541	AP640541		AP671541		
56.1	AP601561	AP633561U	AP634561	AP640561		AP671561	AP700561U	
56.6	AP601566	AP633566U	AP634566	AP640566		AP671566	AP700566U	AP701566
57.1	AP601571	AP633571U	AP634571	AP640571	AP666571	AP671571	AP700571U	AP701571
58.1	AP601581	AP633581U	AP634581	AP640581		AP671581	AP700581U	AP701581
58.6		AP633586U	AP634586			AP671586		
59.1	AP601591	AP633592U	AP634591	AP640591		AP671591		AP701591
59.6							AP700595U	AP701596
60.1		AP633602U	AP634601	AP640601		AP671601	AP700601U	AP701601
63.4						AP671634	AP700634U	AP701634
64.1						AP671641	AP700642U	AP701641
65.1					AP666651	AP671651	AP700651U	AP701651
66.1							AP700662U	AP701661
66.45								AP701664
66.6							AP700666U	AP701666
67.1							AP700671U	AP701671
69.1								AP701691
69.6								
70.2								
70.5								
71.5								
72.6								
74.1								

Please enquire for different dimensions

.....ACCESSORIES FOR ALLOY WHEELS....



D I A M E T E R (m m)

70.4	71.6	72	72.2	72.6	73.1	74.1	75	76
		AP72520			AP730521			
AP704541		AP72540	AP722541	AP726541 AN726541	AP731541		AN75541	AP76540
AP704561	AP716561	AP72561	AP722561	AP726561 AN726561	AP731561		AN75561	AP76561
AP704566	AP716566	AP72566	AP722566	AP726566 AN726566	AP731566		AN75566	AP76566
AP704571		AP72571 AP72571A	AP722571	AP726571 AN726571	AP731571	AP741571	AN75571	AP76571A
AP704581		AP72581	AP722581	AP726581 AN726581	AP731581		AN75581	AP76581
		AP72586			AP730586			
AP704591		AP72591		AN726591	AP731591		AN75591	
AP704596		AP72596		AN726596	AP730596		AN75596	AP76596
AP704601	AP716601	AP72601	AP722601	AP726601 AN726601	AP731601	AP741601	AN75601	AP76601
AP704634		AP72634	AP722634	AP726634 AN726634	AP731634		AN75634	AP76634
AP704641	AP716641	AP72641		AP726641 AN726641	AP731641		AN75641	AP76641
AP704651		AP72651	AP722651	AP726651 AN726651	AP731651	AP741651	AN75651	AP76651
AP704661	AP716661	AP72661		AP726661 AN726661	AP731661		AN75661	AP76661
AP704665				AP726665A	AP731664			AP76665A
AP704666	AP716666	AP72666	AP722666	AN726665	AP731666	AP741666	AN75666	AP76666
AP704671	AP716671	AP72671	AP722671	AP726671 AN726671	AP731671	AP741671	AN75671	AP76671
					AP731691			AP76691
								AP76696
	AP716703				AP731701 AP731703			AP76702
	AP716706							AP76706
					AP731716			AP76716
						AP741726 AN741726		AP76726 AP76726U
								AP76741 AP76741U

Please enquire for different dimensions

Bimecc®

PLASTIC COVER CAPS

plastic cover caps

17 19 21mm

Available in black and chrome plastic with or without logo

HAVE IT PERSONALIZED!
Logo engraved by laser!



BIMECC ENGINEERING SPA thanks all the customers for their confidence, esteem and cooperation which allowed to grow together and achieve ambitious goals during the last 20 years



Bimecc®

Bimecc Engineering S.p.A.

Via Volta 16/18

35030 Veggiano (PD)

Italy

Tel. 0039 0499048311

Fax 0039 0499001738

<http://www.bimecc.it>

e-mail:bimecc@bimecc.it

Bimecc UK Ltd

Unit 10 Handley Page Way

Old Parkbury Lane, Colney

Street, St Albans,

Herts AL2 2DQ United Kingdom

Tel 0044 (0) 1923 855234

Fax 0044 (0) 1923 855254

<http://www.bimecc.co.uk>

e-mail:sales@bimecc.co.uk

Bimecc USA Inc.

14455 Ramona Avenue, Unit A

Chino, California 91710

Tel. ++1 909 614 1822

Fax ++1 909 614 1343

<http://www.bimecc-usa.com>

e-mail:info@bimecc-usa.com

